

SHU-YING

ARMCHAIR



SHU-YING



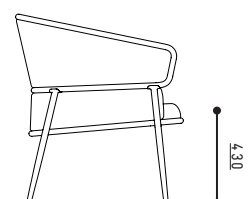

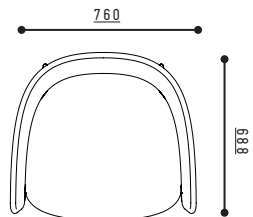
SHU-YING

WITH A PETITE SCALE AND A DISTINCTIVE FRAME THAT TRACES COMPACT CURVES AND SOFTLY GATHERED UPHOLSTERY, SHU-YING IS A CONTEMPORARY ARMCHAIR THAT COULD ALSO BE IMAGINED IN SHANGHAI OR SYDNEY DURING THE ROARING 1920S.

MATERIALS

ARMCHAIR WITH FRAME CONSTRUCTED FROM SHAPED STEEL TUBE WITH PANELS IN FORMED PLYWOOD, UPHOLSTERED IN MULTI DENSITY POLYURETHANE FOAM WITH A DACRON COVERING AND SPRUNG SEAT PAD. FRAME AVAILABLE IN POWDER COATED SATIN BLACK OR WITH A METALLIC LACQUERED BRASS OR PEWTER FINISH.

DIMENSIONS



DESIGNER

TIM RUNDLE

CERTIFICATION

CATAS