

LING

ARMCHAIR



LING



LING

LING IS A BEAUTIFULLY DETAILED AND ELEVATED SEATING RANGE WITH CHAMELEON-LIKE QUALITIES.

CHOOSE A NATURAL ASH FRAME AND LING EVOKES A SENSE OF DANISH DESIGN AND SCULPTURAL SIMPLICITY. IN THE CARBON STAIN, THE PIECES HAS GREATER INTENSITY AND A MORE MASCULINE, ARCHITECTURAL FEEL.

THE UPHOLSTERED BACK PANELS ARE MORE THAN JUST SUPPORTING ELEMENTS; THEY'RE INTEGRAL TO CREATING THIS RANGE'S BEAUTIFULLY DEFINED SHAPE.

FEATURING A TWO AND THREE-SEATER SOFA AND ARMCHAIR, LING OFFERS RELAXED AND COMFORTABLE SEATING TO SUIT ALL TASTES.

MATERIALS

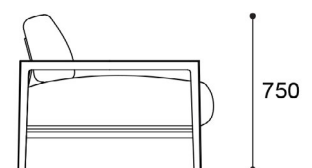
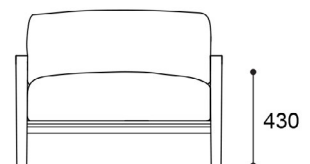
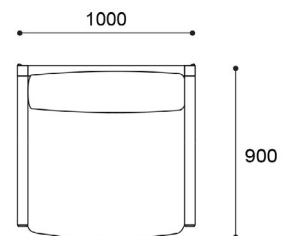
ARMCHAIR AVAILABLE IN:

1000MM L X 900MM D X 750 H

FRAME IS MADE OF SOLID ASH WITH SUPPORTING BACK PANELS IN UPHOLSTERED AND SHAPED STEEL. UPHOLSTERED STRUCTURE MADE OF MULTI-DENSITY POLYURETHANE FOAM WITH DACRON AND FEATHER WADDING SUPPORTED ON A BED OF ELASTIC WEBBING.

AVAILABLE IN NATURAL ASH OR CARBON STAINED ASH. UP TO 70 COMBINATIONS OF FABRIC OR LEATHER AVAILABLE.

DIMENSIONS



DESIGNER

METRICA 2015

CERTIFICATION

GECA AND CATAS
FSC CERTIFIED TIMBERS